

MOTOR MODEL No.: MTS3004 40lb-lb DC Servomotor

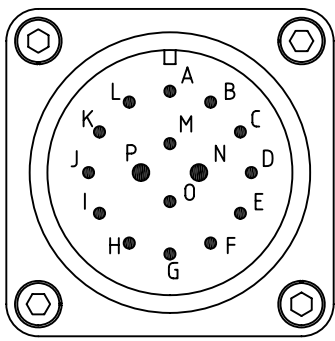
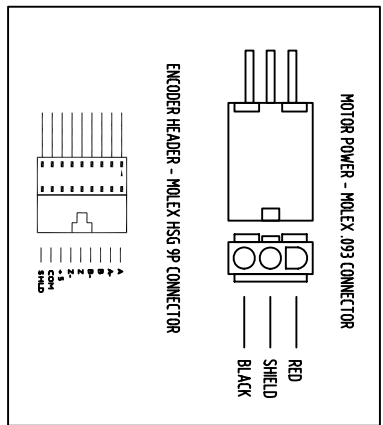
CONFIGURATION CODE: MTS3004-48

MOTOR CONSTANTS	UNITS	VALUE
CONT. STALL TORQUE	In-Lb	40
PEAK TORQUE	In-Lb	95
TORQUE CONSTANT (K)	In-Lb/Amps	3.9
R/A	Ohms	0.72
INDUCTANCE (L)	mHY	5.5
BEMF	VdIs/1000 RPM	4.8
MAX. SPEED	RPM	3000
MAX VOLTAGE	VOLTS	140
INERTIA (I)	In-Lb-Sec ²	0.020
TACH OUTPUT	VOLTS/1000 RPM	-
TACH RIPPLE	PERCENT	-
WEIGHT	LB	20

MS3102R24-07P

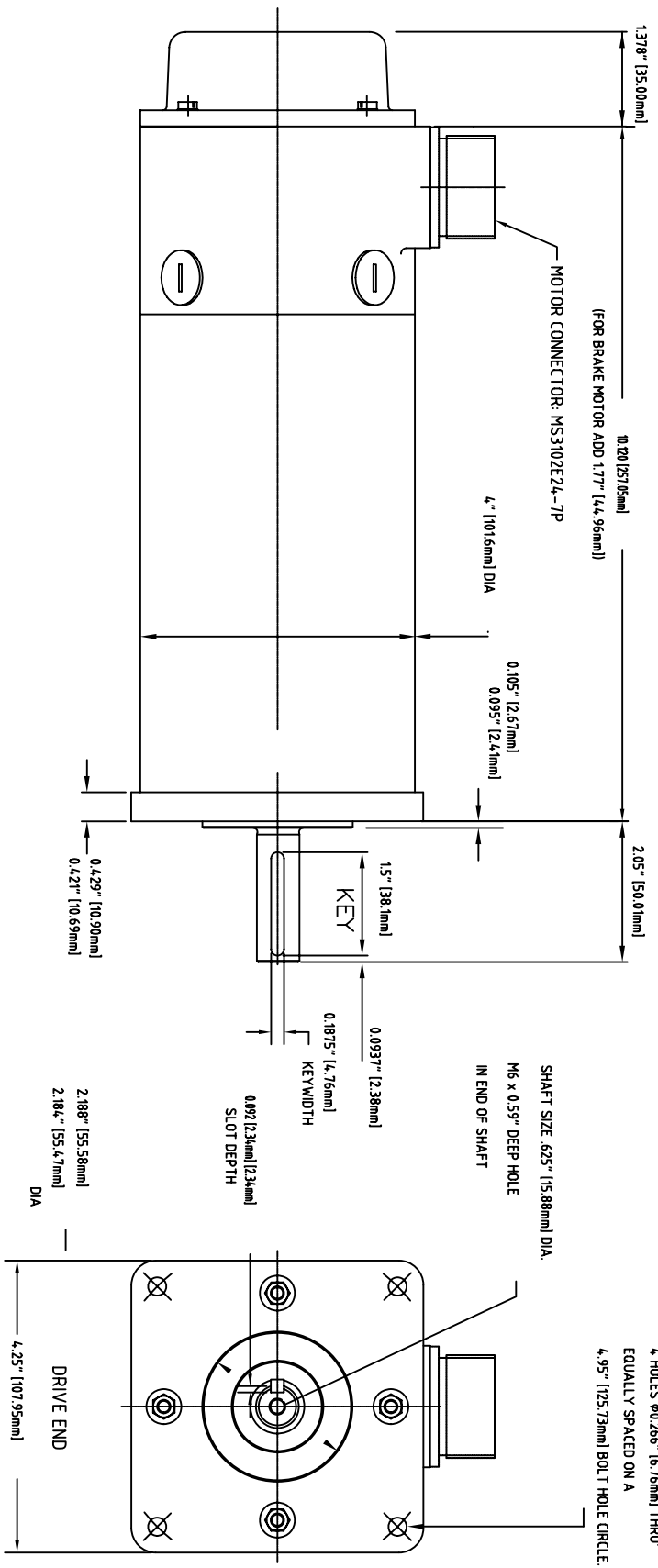
PIN	FUNCTION
A	CHANNEL B+
B	CHANNEL B-
C	CHANNEL A+
D	CHANNEL A-
E	CHANNEL Z+
F	CHANNEL Z-
G	MOTOR SHIELD
H	ENCODER +5VDC
I	ENCODER GND.
J	N/C
K	ENCODER SHIELD
L	N/C
M	N/C
N	MOTOR +
O	N/C
P	MOTOR -

DIRECT WIRE CONNECTIONS



MS CONNECTOR
MS3102R24-7P

VIEW A
SCALE 2.5X



4 HOLES ϕ 0.266" (6.76mm) THRU
EQUALLY SPACED ON A
4.95" (125.73mm) BOLT HOLE CIRCLE.

SHAFT SIZE: .625" (15.88mm) DIA.
M6 x 0.59" DEEP HOLE
IN END OF SHAFT

DRIVE END
SQUARE